

Website Design for Hoarding Portal Management (HPM)

Author: Sawan Chourey

1. Introduction

Hoarding Portal Management (HPM) is made to coordinate the uncentralized and unorganized business of hoardings. Hoardings are basically used as a medium of advertisement and it expands to big business as it exists from big cities to small towns.

1.1 Purpose

Thought of Hoarding Portal Management System totally revolutionizes the mind of a normal man. Getting all types of information , that one need at their doorstep just on the effort of few clicks of mouse. Hoarding Portal Management System is a System that is going to provide all facilities to user . Not only Normal User but also administrator is going to get benefit from this system. Apart from managing details of different types of hoardings , agencies available in different regions and cities , different analysis reports from the record can also be fetched.

1.2 Scope

Hoarding portal Management System is such a System that provides agencies to successfully drive their Business. It provides all the facilities to maintain details, status of each hoardings belonging to different agencies. More over it provides facility to both its admin as well as Normal User. This software is going to provide daily reports to legacy systems, which are of greater utility to the business.

Objective:

- To follow SDLC to develop the system.
- To develop GUI as per convenience of the user.
- To implement the physical model, being tested as per the Standards.
- To document our efforts and analysis in a proper comprehensible manner.

Goal:

- To make a responsive, easy to operate, fast and efficient retrieval of information as per the user's convenience.
- To provide ease in the maintenance of different types
- Of details Requirement to user.
- To make a database that is consistent, reliable and secure.
- To provide correct, complete, ongoing information.
- To develop a well-organized information storage system.
- To make good documentation so as to facilitate possible future enhancement.
- To provide all the information about Hoarding according to user requirement.

1.3 Definitions, Acronyms, and Abbreviations.

Definitions:

SDLC: The Systems Development Life Cycle (SDLC), or Software Development Life Cycle in systems engineering and software engineering, is the process of creating or altering systems, and the models and methodologies that people use to develop these systems

JSP: JSP is a server side Java technology that allows software developers to create dynamically generated web pages, with HTML, XML, or other document types, in response to a Web client request to a Java Web Application container (server).

Use Case: A **use case** in software engineering and systems engineering is a description of a system's behavior as it responds to a request that originates from outside of that system

DFD : It is pictorial representation of the system that how it works.

E-R Diagram: The overall logical structure of a database can be expressed graphically by an E-R diagram

Abbreviations:

HPMS : Hoarding Portal Management System

SDLC : Software/System Development Life Cycle

JSP : Java Server Pages

GUI : Graphical User Interface

HTML : Hyper Text Markup Language

XML : Extensible Markup Language

1.4 References

1. Roger S. Pressman, Software Engineering- A practitioner's approach. NY Mc Graw Hill, 2005
2. Bob Hughes and Mike Cotterell – Software Project Management 2nd edition. By Tata Mc Graw Hill, 2001.

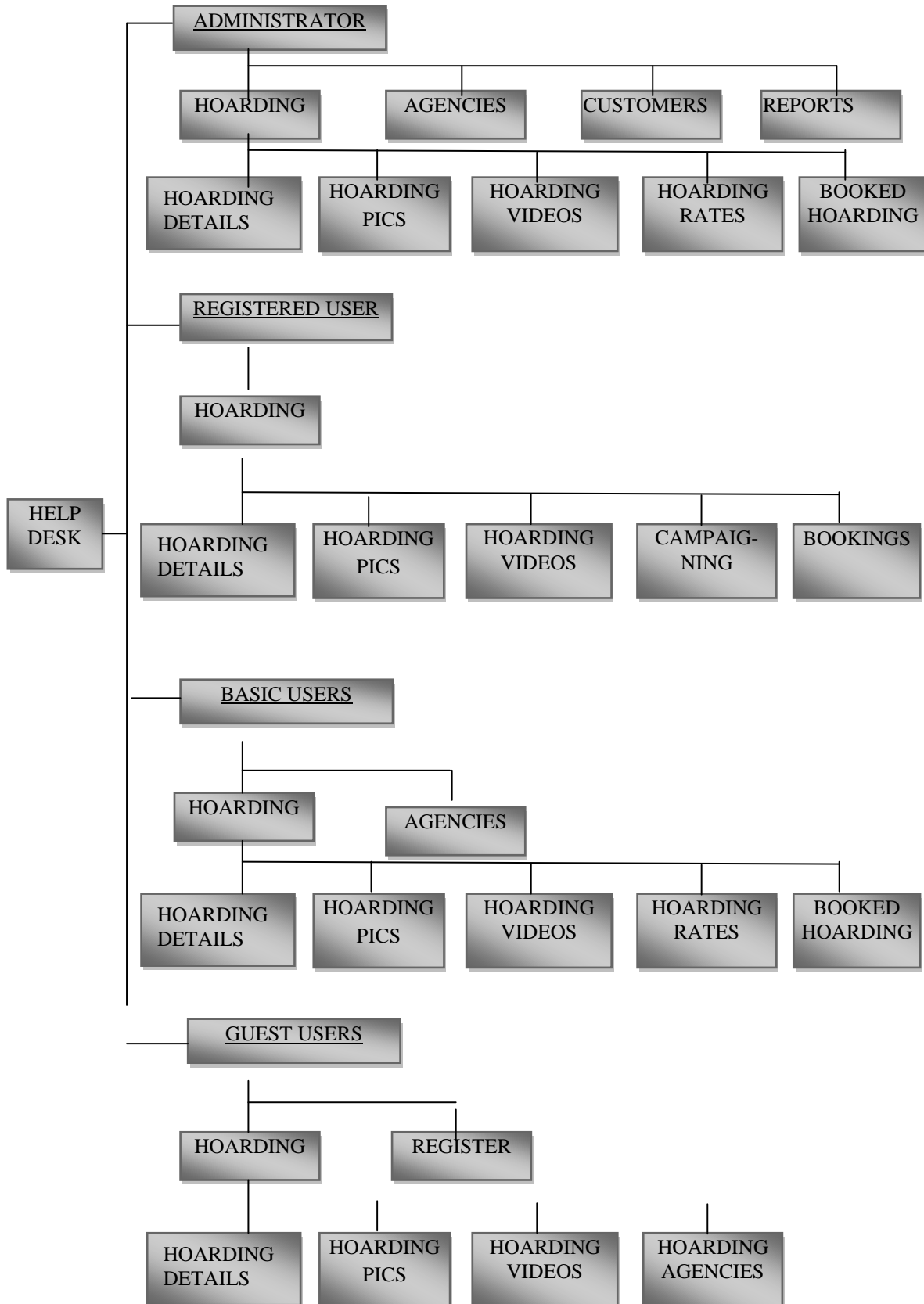
1.5 Overview

The first prerequisites of this system is to do collect details of all the hoarding (region wise) i.e. location, size from the agencies. Every region is provided some rating and some target categories are decided to provide facilities of campaigning to user based on the target categories.

2. General Descriptions:

2.1 Product Perspective:

- HPMS is a independent and totally self contained.
- Block Diagram of the System is below:



2.2 Product Function :

In Hoarding portal Management System, the administrator can add/update/delete/view all the records and normal user can only view the records. To Explain about the product functions, we use Use Case Diagram as below:

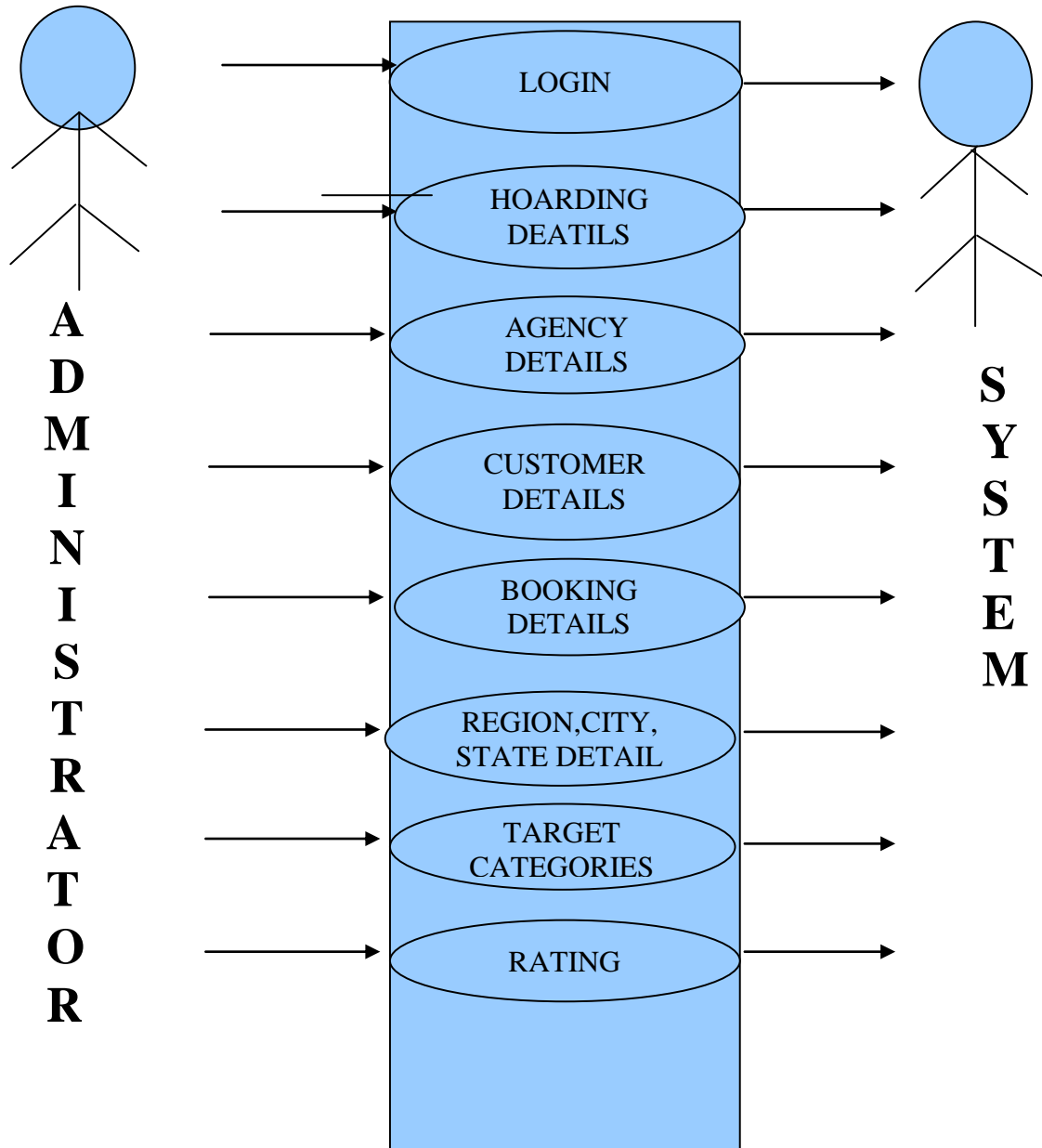


Fig: Use Case Diagram of Administrator And System

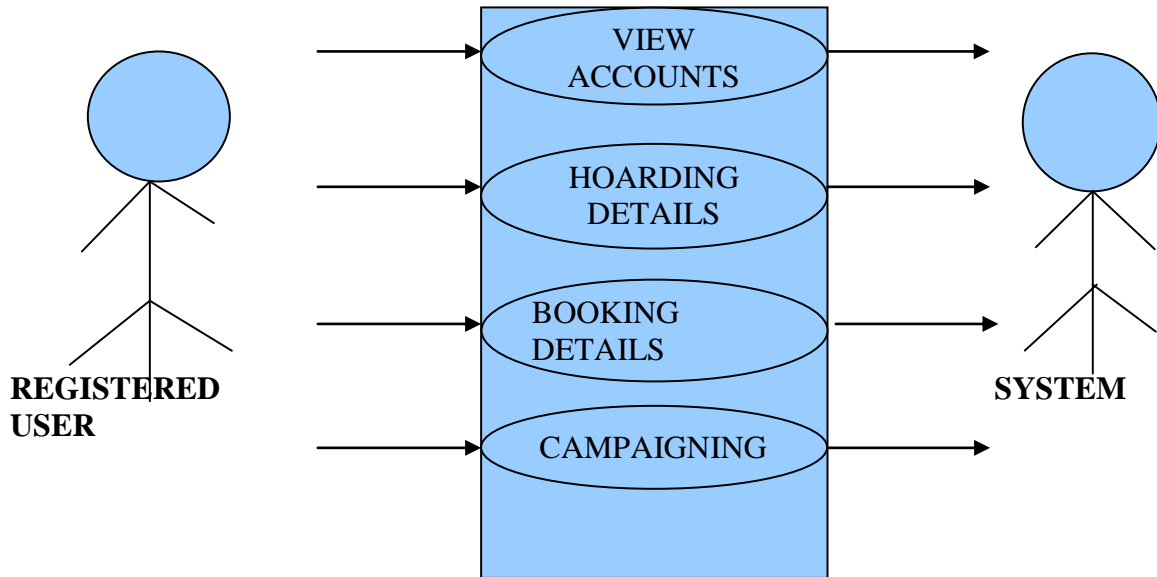


Fig: Use Case Diagram of Registered User And System

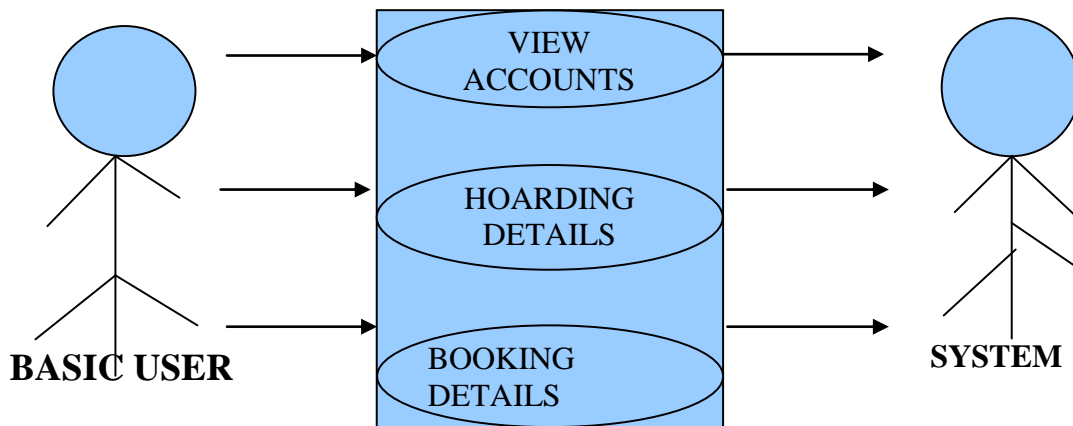


Fig: Use Case Diagram of Basic User And System

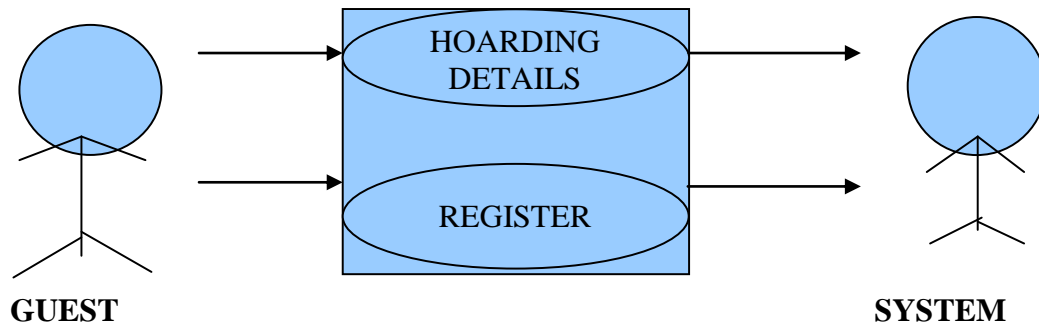


Fig: Use Case Diagram of Guest And System

2.3 User Characteristics:

In this system there are two user.

Administrator User(Advanced and Basic):

- He/she have knowledge of System.
- He/she handle the system process.
- He/have rights to entry the records.

Normal User(Registered/Guest):

- Normal user can not handle the system.
- He/she can only view the record.

2.4 General Constrints:

The Hoarding Portal management system will facilitates the administrator . It will avoid unnecessary paper work. It is easy and manageable software. This system will maintain the sales, purchase and production records. Only authorized person can use the system. Thus software provides a secure system to handle records. The general constraints can include:

- It is a large scale system.
- Only limited information provided by this system.
- It can be used anywhere with the help of internet.
- The normal user does not not have rights to check the status of mill.

3. Specific Requirements:

3.1 Functions

The Functions of system are as follows:

1. Administrator/Advanced User Login.
2. Registered User Login.
3. Basic User Login.

4. Hoardings.
5. Campaign.
6. Bookings
7. Report

1. Administrator/Advanced User Login:

Registered user should be allowed to Login into the “**Hoarding Portal Management System**” by entering his/her user name and password. The user name and password should be checked and only authorized user should be allowed to enter in **Hoarding Portal Management System**. For unauthorized users proper message should be displayed such as incorrect user name/ password, please enter correct entries etc.

- Username - Mandatory
- Password – Mandatory

2. Registered User Login:

In Registered User Login, Guest users who want to design a campaign may Sign up to system and seek hoarding information according to categories, region wise rating.

3. Basic user login:

Basic user are the agency owners. They have authority to manipulate their agency details, hoarding details like hoarding pic, hoarding videos, hoarding rates. They can also check booking status of their hoarding.

4. Hoardings:

This function will maintain all the details of hoardings like hoarding pics, hoarding videos, hoarding rates, hoarding location, hoarding ratings.

5. Campaign:

This function is only for Registered user to design a campaign by providing start date , end date , category , budget.

6. Bookings:

This function provides the current status of hoarding according to date allotted , to which customer it belongs.This function also provide details of printing charge , labour charge, discount and total amount.This can be only used by administrator and basic user.

7. Report :

- **Adminstrator**
 - Customer
 - Agencies
 - Hoarding status
- **Registered user**
 - Regions rating
 - Agencies
 - Campaign detail
- **Basic user**
 - Hoarding status
 - Business status
- **Guest**
 - Regions ratings
 - Agencies
 - Hoarding

3.2 User Interfaces:

For Administrator/Advanced User -:

- Interface to add ,update , delete and view regions, city , state , target category , ratings.
- Interfaces to view hoarding details.
- Interfaces to view agencies , customers and bookings.

For the Registered User -:

- User can view his/her account and can update the account.
- Interface to design a campaign.
- Interface for booking.
- Interface to view agency , hoarding details.

For the Basic User -:

- User can view its agency account and can update the account.
- Interface to check booking status.
- Interface to add , update and delete hoarding details.

3.3 Hardware Interfaces

- Intel Processor 2.0 GHz or above.
- 256 MB RAM or more.
- 10 GB or more Hard Disk Drive or above.

3.4 Software Interfaces

- Microsoft Windows 2000/XP.
- HTML/Java Script/CSS/JSP/Beans.
- My SQL
- Ms Office Package

3.5 Communication Interfaces:

Existing System:

The existing Hoarding management system is not governed by any centralized body and it is not in an organized way. There are different agencies in a particular city which deals with hoarding, but they lack interaction from normal user. This existing system does not stand with a proper automated system to manage the business.

Proposed System:

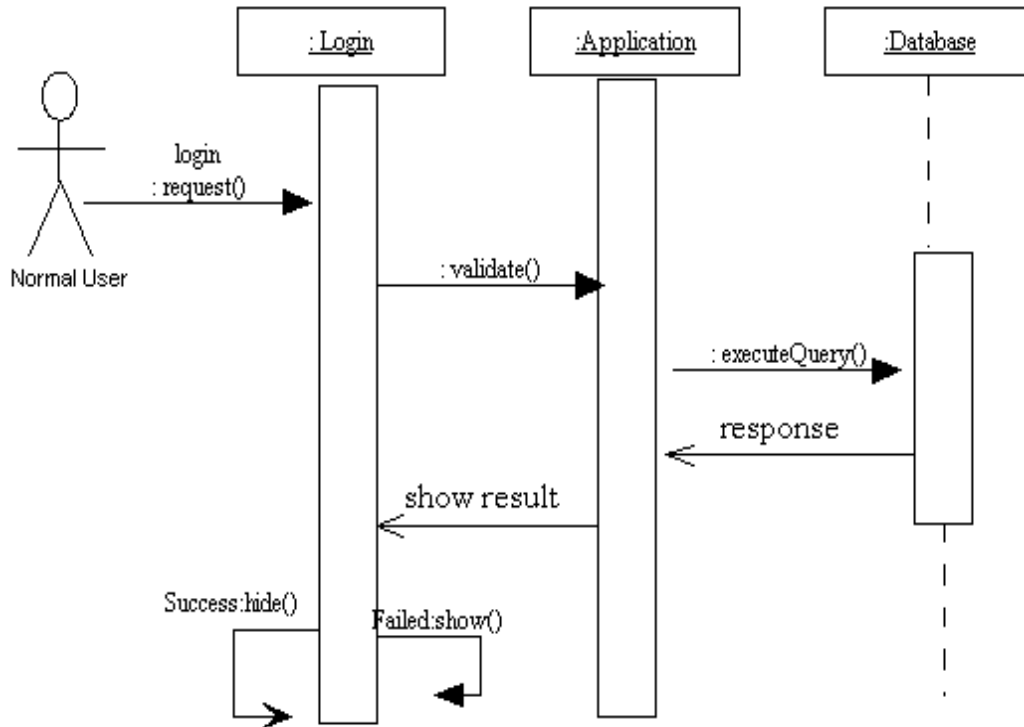
The proposed system is going to automate a complete Hoarding Portal Management System. The proposed system will provide following functionalities to its users:

- A user can view all the agencies and regions where no. of hoardings reside.
- A registered user needs to login into the system, so that he/she can see or add or modify the various details accessible to him.
- A user needs an easy to operate system to get all their details about hoardings, bookings and campaigning.

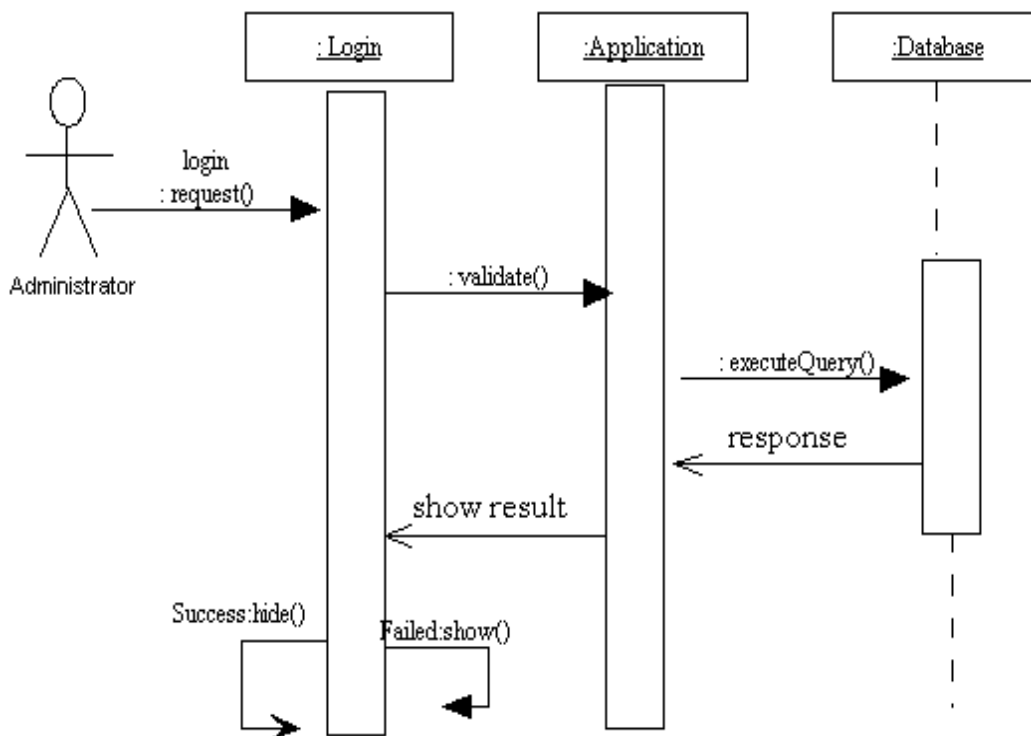
4. Appendices:

4.1 Sequence Diagram: It shown as below

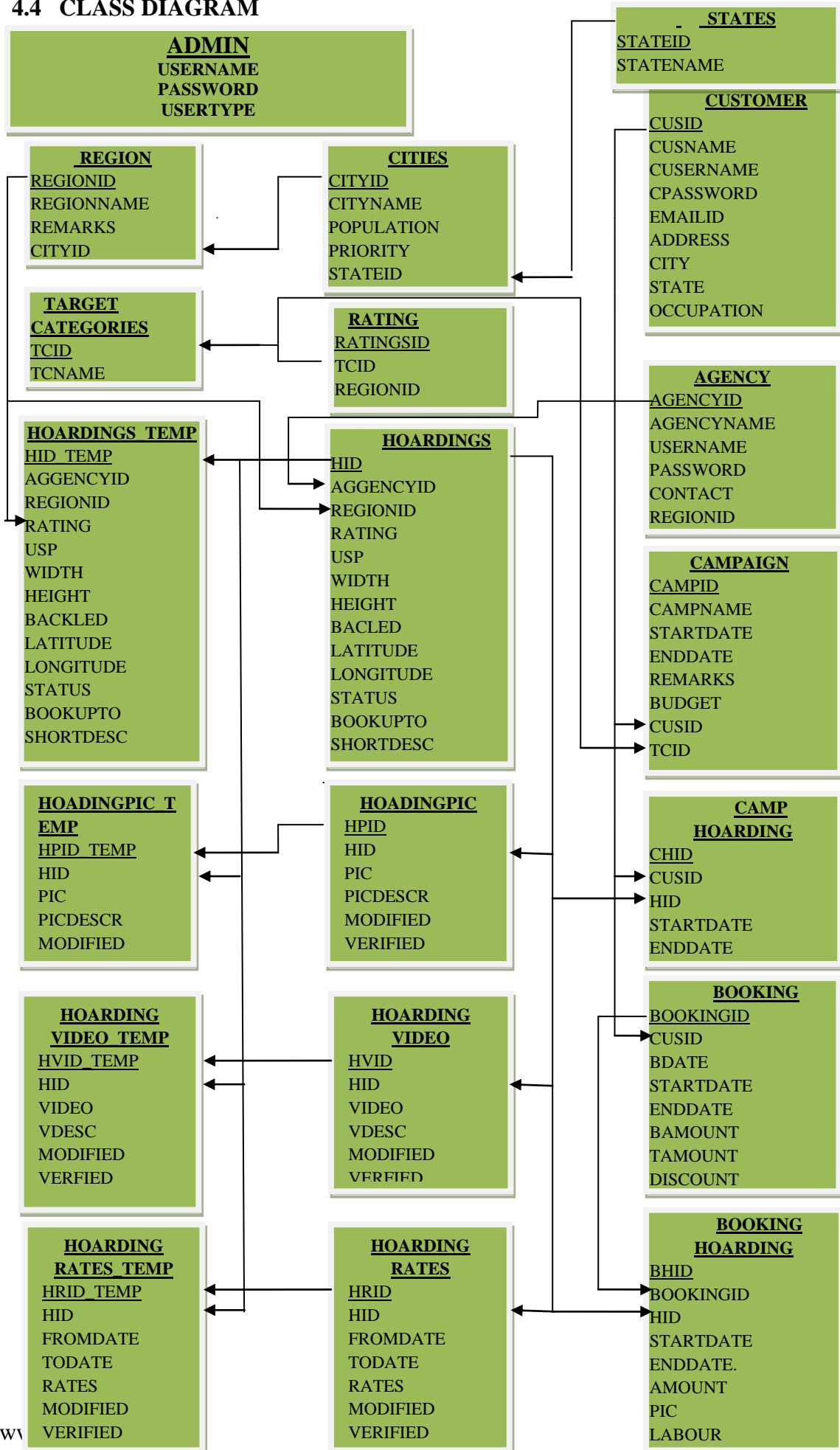
Sequence Diagram for Normal User:



Sequence



4.4 CLASS DIAGRAM



Reference:

<http://www.allinterview.com/showanswers/107472/what-is-the-difference-between-use-case-and-test-case-give-example.html>

http://eng.najah.edu/sites/eng.najah.edu/files/report_0.docx

<http://www.idswebhosting.com/java-hosting.html>