

Review on the Thermal Performance on the Basis of Different Types of Material used in Ball Bearings

Vinay Kumar Shukla
M.Tech Scholar
Thermal Engineering
Truba Institute of
Engineering &
Information
Technology
Bhopal, MP, India
vs830711@gmail.com

Prof. Jeetendra Mishra
Assistant Professor
Thermal Engineering
Truba Institute of
Engineering & Information
Technology
Bhopal,
MP, India
jeetendra.mishra10@gmail.com

Prof. Amit Singh
Assistant Professor
Thermal Engineering
Truba Institute of
Engineering &
Information Technology
Bhopal,
MP, India
amit821991@gmail.com

Prof Shamir Daniel
Associate Professor
Thermal Engineering
Truba Institute of Engineering &
Information Technology,
Bhopal,
MP, India
shamirdaniel3004@gmail.com

Abstract: Bearing is a movable object, so frictional forces must be overcome in terms of moving the bearing. To decrease the friction force on the movable methodology, different kinds of bearings have been used. The bearing gets characterized by the fact that it is used to support a rotating axle or shaft. Because rolling bearings utilize balls or rollers, they are referred to as "rolling components." One can measure bearing expected lifespan depending on the material exhaustion if one can understand the operations and maintenance of loads and speeds. These computations should be based on the assumption that now the bearing is appropriately installed, lubricated, and moreover treated. It is unable to account for the impact of detrimental operating environment. Damaged bearing has a significant economic and industrial implications. Numerous substances are used in the bearing sector to several bearing elements. To achieve maximum bearing performance and durability, the products are deposited to obtain intended characteristics. The components listed in this are the most frequently used. The different materials used in ball bearings are discussed in this paper.

Keywords: ball-bearing, rollers, optimizing techniques; Rolling contact bearings; substances utilized.

I. INTRODUCTION

The functioning of machinery is enhanced by utilization of bearings. While also reducing energy consumption. Bearings work quietly, in harsh conditions, and are kept secret in machines and equipment which are not visible to users. Bearings, on the other hand, are critical for the smooth functionality and increase the performance of machinery. "To bear" in the context of "to support" and "to carry a burden" is incorporated into the term "bearing." Bearings are used to promote and uphold the weight of rotating axels. Bearings can be identified in unexpected abundance around us. Consider vehicles: a normal car contains between 100 and 150 bearings. The wheels will indeed rattle

excluding bearings, the transmitting gear teeth would have been unable to mesh, and the car would not work smoothly.

A PLAIN BEARING is the most standard form of bearing, with only a ground excluding moving parts. As a result, the publication slides across the bearing area. A shaft axis of rotation in a hole is the most typical explanation of a simple bearing. A combination of flat areas created to enable movement, such as a drawer and the slides it settles on, or the methods on a lathe's ground. Solid bearings are the most affordable bearings in broad sense. Their designs are compact as well as able to hold a lot of weight.

SUBSTANCES USED IN MAKING BEARINGS

This discussion will cover a variety of bearing substances as well as their proportions. The substances which are to be examined are Steels, composites, and polymers.

Steels

Alloys of iron and other components, mainly carbon composes steels that are broadly used throughout the manufacture of a wide range of elements owing to its high tensile properties and reduced prices.

Chrome steel

52100 chrome steel is the widely employed to make load holding elements in accuracy ball bearings, rolling bearings, and tapered roll bearings. Inlet and outlet bands, balls, and roller bearings were amongst such elements. Thus the exact includes maximum percentage of carbon (1%) and around 1.5 percent chromium. The completed bearing elements have a maximum stiffness to prevent crack propagation and a hard object to prevent subarea rolling connection fatigue thanks to managed working and thermally methodologies. Supplemental melting actions are now used

in procedure of the new steel used to create high accuracy miniaturized bearings. As an outcome, a kind of steel with a very consistent finely ground substance structure emerges, allowing the bearing contact area to be super completed and smooth, resulting in a bearing that is absolutely silent. Through hardening chrome steel in a modified environment furnace is by far the most common type of heat method for treating. Chrome steel bearings can withstand temperatures up to 120°C on a continual basis. It is conceivable to warm up stabilize the bearing elements when they are exposed to excessive temperature changes. Bearings can be effectiveness of the proposed method of functioning at temperatures of 220°C and greater by changing the heat - treatment methodology. The elements must be exposed to a softening diagnosis at a temperature higher than the operating temperatures for these implementations.

Stainless Steels

Due to the obvious high amount of chromium (18%) and the inclusion of nickel, stainless steel materials are suitable bearing elements as they're more resilient to surface corrosion. The chromium combines with oxygen on the surface to create an oxide layer, which forms a passive film.

Martensitic Stainless Steel- AISI 440C

The carbon material of stainless steels in the 400 sequence is sufficiently large that they can be hardened to Rc58 by employing conventional heat-treating techniques. Because of the poorly hard, the load - bearing capability of bearings manufactured of this substance is 20% lesser than that of 52100 chrome-steel bearings. The presence of carbon in the elements indicates that they are magnetic in nature. If 440C material is exposed to freshwater resources and mild chemical products, it has "great" resistance to corrosion. Bearing producers in the United States are the primary users of this substance.

Martensitic Stainless Steel – ACD34

Numerous miniaturized bearing companies use a stainless steel with a reduce carbon and chromium substance than AISI440C – ACD34 for their rings as well as balls. The above substance has tinier carbides after thermal treatment, resulting in a bearing with outstanding reduced noise features whereas maintaining the very same resistance to corrosion as 440C. A few makers will use the similar load ratings for bearings made of this substance as they do for chrome-steel bearings.

Hard Carbon Steel

Such low-cost balls are used mostly in low-cost bearings for casters, conveyor belts, bicycles, and toy based gadgets. This substance has a powerful magnet. It consist of skinny carbon-

rich coating that is grilled into the ground and then solidified to 60 HRC. This substance is susceptible to rusting. Such balls are made of category 1018 steel wire, which has a reduced carbon amount. Cold headed, started flashing, and ground ball blanks are used.

Composite Materials

A composite material is composed up of two or more different materials including significantly distinct physical or chemical properties which, once merged, generate a substance with properties that are distinct from the individual elements. Inside the completed structure, the individual elements continue to stay distinguishable. In compare to conventional materials, composites may be lighter, stronger, and more durable. The perfect composites for ball bearings is Silicon Nitride (Si₃N₄) and Aluminum Oxide (Al₂O₃). Silicon nitride (Si₃N₄) is a chemical substance made up of the components silicon and nitrogen. The substance is produced by heating powder form silicon between 1300 and 1400 degrees Celsius in a nitrogen atmosphere:

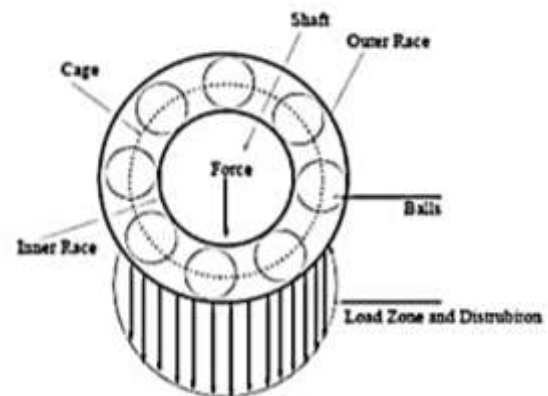
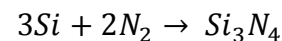


Figure.1. Ball bearing constituents, enforced force, load region and load allocation.

A. Ball bearing technique overview

From the beginnings of pyramid building projects, ball bearing technologies have advanced. Bearings were invented by progressively putting roller-type barrels or trees in rapid succession, throughout which huge weighted items could be rolled, according to primitive carvings on wall [Harris]. Mechanical advancements have expanded the requirement to minimize friction and enhance bearing new tech ever since.

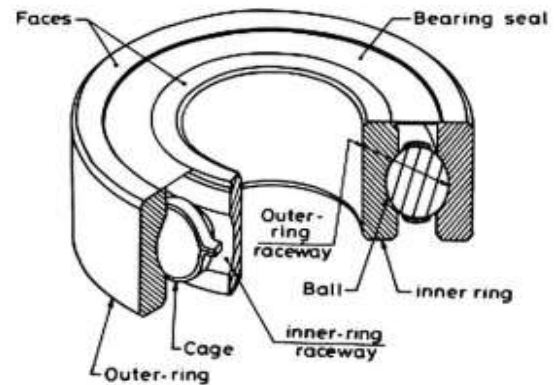
Both ball bearings as well as roller bearings are considered "rolling bearings." To reduce friction and restrict movement of one body comparative to the other, all types of bearings use the rolling activity of balls and or rollers. Despite the fact

that there are numerous types of rolling bearings, they all have the similar core elements:

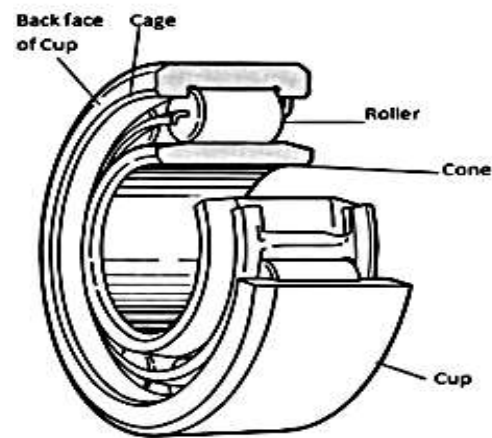
1. A set of balls and or rollers that keep the shaft and a generally static framework in a radially arranged connection,
2. Two steel rings, each one including a solidified raceway for solid steel balls or rollers to roll on.
3. An angular displacement spaced cage or splitter (retainer) that retains rolling components in place. Hydro-dynamic bearings were being used extensively even before to the widespread utilisation rolling bearings. A lubricant is used between the contact surface in hydro-dynamic bearings, forming a fluid gap when in procedure. Rolling bearings have many advantages over hydrodynamic bearings, including:

1. Reduced friction torque
2. The static friction torque is only marginally greater than the kinetic friction torque.
3. The diversion of a rolling bearing becomes less responsive to load variability than that of a traditional hydrodynamic bearing.
4. Rolling bearings only require a small amount of lubrication to function properly.
5. Compared to standard hydrodynamic bearings, rolling bearings have a shortened axial length.
6. Inside acceptable boundaries, modifications in load, speed, and working temperature only have a minor impact on a rolling bearing's good performance.
7. The majority of rolling bearings are developed to facilitate both radial and thrust loads at the same time.
8. Rolling bearings can withstand a huge spectrum of loads and speeds while still delivering exceptional effectiveness.

Despite the benefits of rolling bearings, there's still one major disadvantage: "although if rolling bearings are appropriately lubricated, adequately assembled, kept safe from dried mud and water content, and furthermore properly operated, they will eventually break down due to fatigue of the interfaces in rolling interaction."



(a)



(b)

Fig.1 Constituent of (a) Ball and (b) Roller Bearing.

II. LITERATURE REVIEW

P.C. Santhosh Kumar et al. [1] The thermal efficiency of ball bearings, including temperature distribution, overall heat flux, and heat flux in particular directions, is studied using ANSYS to sustain the re - crystallization temp. This because temperature is raised, it tends to affect different factors including oil viscosity, rises friction between mating surfaces, and causes catastrophic machines and equipment collapse. The temperature trying to act on the inner side of the bearing is implemented, and the overall heat flux with directional heat flux is calculated utilisingansys operating systems.

S. Senthil Kumaran et al. [2] The components of the bearings are becoming fatigued as a result of high implementation speed and more load usage. The components are for whirl motion in the cage, as well as squeal motion, drifting, and going to skew. Because of the bearings' dynamics, the attire will be greater. The dynamics and breakdown of the bearings are important in friction. For the dynamic behavior of ball

and cylindrical structure roller bearings, software modelling is used. Researchers will use ANSYS to analyse bearings, and it'll be happy to discover the stresses between the roller, internal, and external rings. It would try to develop a novel lubricant (calcium-based grease) or redesign bearings to facilitate ease lubricant intake and convenient lubricant exit. This study comes up with a new corrosive-resistant and fretting-wear-resistant surface coating (ZEFFLE series).

Abdullah jamil et al. [3] Ball bearings are utilized in a variety of machines and industries. Due to the complicated pendulum-like motion, the thermal characteristics of fluctuating ball bearings is unidentified and is presented in detail. The impact of operation condition of an oscillatory bearing performing coupler-rocker movement on heat production is experimentally evaluated and validated by employing a numerical model in this study. A coupler-rocker bearing diagnostics rig was designed and developed for this intent, with the experiment bearing splash-lubricated in an oil sump. Two extension springs were used to load the experiment bearing. The applied load on the bearing was diversified between 0 and 750 N, and the crank rpm was diversified between 1200 and 1800 rpm.

Putti Srinivasa Rao et al. [4] The 6200 depth groove ball Bearing is taken into account, and four distinct components are analyzed. The initial Bearing is exclusively composed of stainless steel; the 2nd and 3rd Bearings are combination Bearings wherein the inlet and outlet raceways are stainless steel as well as the balls are ceramic materials such as aluminum oxide and zirconium oxide, respectively; and the 4th Bearing is a ceramic ball Bearing constructed entirely of aluminum oxide. Modal analysis with ANSYS yielded the modal frequencies and modal analysis. The amplitude of vibration variations along the x, y, and z directions are obtained by using harmonic analysis using ANSYS. The results obtained from modal analysis and harmonic analysis depict each other.

Immovilli, F. et al. [5] The impact of external radial applied loads to the shaft on bearing fault diagnosis relying on vibration or current in induction motors functioning under variable circumstances is investigated in the present study. The outcomes of a laboratory experiment using a configuration of study design strategy on monitoring systems and fault diagnose of a six-pole induction motor are presented in this paper. A specially designed equipment in the devoted experimental set - up enables us to dynamically fluctuate the radial load was applied to the output shaft. The goal is to look into the impacts of radial load on shaft bearing fault diagnosis and the connections with other operational parameters.

S. BharathSubramaniam et al. [6] To investigate the heat transfer in a ceramic traditional ball bearing as a feature of rotor velocity, as well as the dissipation of heat, temperature difference, deflection, and thermal gradients that appear in the bearing. The heat transfer and other dimensions in a bearing were studied using the Finite Element Method. Hardware was used to create the model of the system. The assessment was carried out to investigate the bearing's heat dissipation. All of the parameters were entered into ANSYS when the model was started importing. Modifying the characteristics of the bearing resulted in a temperature profile. A structural assessment was conducted out, and the bearing's deflection at multiple moments was determined. It was discovered that as the temperature increase tends to increase, the temperature of the bearing rises. Temperature effects for various bearing velocities have been investigated, and it has been discovered that rotation speed have the greatest impact on temp.

ShaikMujeeburRehman et al. [7] Wayside hot-box sensors are used to identify disturbed bearings in service (HBDs). Numerous set-out bearings have really no apparent damage, but a cone internal race arrangement uncovers darkening of rollers. Following that, research lab experiments were conducted to study the lowest temperature and atmosphere required to procreate these dark spots, with the conclusion that the discoloration would be most likely caused by roller temperatures exceeding 232oC (450o F) for at least 4 hours due to fatigue. The goal of this study is to ascertain a building's fatigue life, vibration character traits, and transient characteristics when subjected to time-dependent loads.

VladislavKrstić et al. [8] A threaded gear in industrial machinery is a mechanical component that uses a re - circulating ball-nut to transform rotational motion into linear motion in one of the machine axes. Accuracy, unified movement, quiet operation, reduced wear, and higher service life are all advantages. The threaded spindle bearing arrangement must transfer load (cutting forces and friction forces) while maintaining strong guiding accuracy. The rising temperatures load due to friction in the bearings is typically considered due to the large number of threaded spindle uprisings, the existence of strain in the bearing, and an elevated axial force arising from the trimming and friction forces. As a result, this paper presents an analytical heat transfer analysis of the bearing arrangements of the threaded spindle, that is realised via an axial ball bearing including angular interaction of the ZKLN type, manufactured by the German manufacturer Schaeffler (INA); in other words, a differential thermal of the bearing assembly of the threaded spindle.

III. BASIC TERMINOLOGY OF ROLLING BEARINGS

A. Characteristics of rolling bearings

Rolling bearings come in a variety of shapes and sizes, each with its own set of characteristics. When compared to sliding bearings, rolling bearings have the great attributes:

- Small starting friction coefficient.
- Effortlessly substitutable and willingly obtainable.
- Easy to lubricate and necessitates less lubrication.
- It can carry in elevation radial load and some light quantity of axial loads
- It can be used in all temperatures applications.
- By preloading bearing rigidity can be improved.

B. Loading conditions

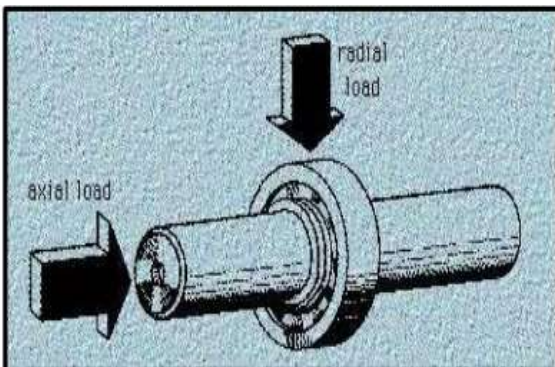


Fig.2 loads acting on rolling bearing

As shown in fig.2, rotary bearings can manage both radial and axial loads. Both loads can work with each other or independently. Ball bearings have a narrow path of interaction with both races, allowing them to withstand moderate radial and axial loads. Cylindrical roller bearings have a broader surface contact with both races, allowing them to handle high radial loads, but they're not recommended for high axial loads.

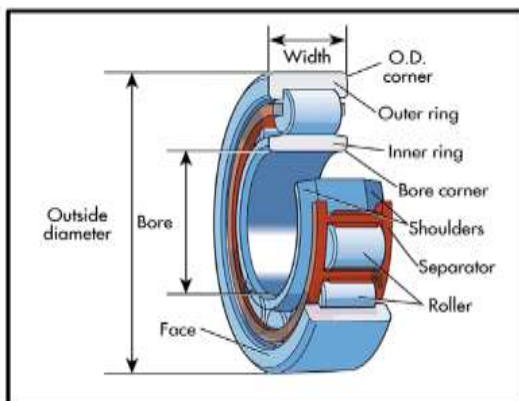


Fig.2 Basic type of cylindrical roller bearing

C. Cylindrical roller bearings

Since this roller and both raceways are in line contact, cylindrical roller bearings have a higher radial load capacity of at least to 60% when particularly in comparison to ball bearings of the same size. This makes them ideal for demanding applications longer lifespan and highly reliable in environments involving applied load and heavy radial loads. It can be used in high-speed conditions due to its streamlined configuration, which can be machined precisely. Roller bearings without cages with full array have high loading capacities, but caged roller bearings can be used at higher speeds.. Bearings with guiding collars on the inlet and outlet rings can withstand higher axial forces and enable for some axial discrepancies. Ideal alignment is required for cylindrical roller bearings, with a highest tilting angle of 3-4'. Figure 2 shows the fundamental type of single-row cylindrical roller bearing. Bearings with distinguishable inlet and outlet rings are simple to install and remove. Additionally, these bearings require less lubrication.

CONCLUSION

This paper provides a brief overview of the materials required for rolling contact bearing architecture optimization method. There is very little research on rolling contact bearings because the bearing sector has remained a rather outside issues of specialist functioning in the sector of optimization. Chrome steel is widely used in ball bearings because it has good mechanical properties and is relatively inexpensive. The stiffness of the chrome structural steel decreases as the temperature rises, lowering the bearing's load carrying capacity. Composite materials are a good alternative because they can withstand high temperatures. This study demonstrates the importance of optimization in obtaining the best bearing design in order to achieve maximum bearing goals such as high load capacities, lightweight, low friction losses, and high wear resistance. These can only be achieved through the use of optimization algorithms techniques that are robust, flexible, and simple to solve, as well as capable of providing the best solutions in less time than other conventional techniques.

REFERENCES

- [1] P.C. Santhosh Kumar, R. Naveenkumar, S.K. Lakshmana Moorthy, M. Meignanamoorthy, M. Ravichandran "Heat transfer analysis for different materials of ball bearing using ANSYS", Materials Today: Proceedings, 2020.
- [2] S. SenthilKumaran, P. Velmurugan "Effect on Stress and Thermal Analysis of Tapered Roller Bearings", June 2020 Journal of Critical Reviews 7(9):1-10.
- [3] Abdullah jamil, Masri Bin baharom, "experimental investigation and thermal analysis of coupler-rocker ball bearing", thermal science: Vol. 24, No. 6A, pp. 3781-3793, 2020.
- [4] Putti Srinivasa Rao, NariseSarialika "Thermal and Vibration Analysis of 6200 Deep Groove Ball Bearing", SSRG International Journal of Mechanical Engineering (SSRG-IJME) – Special Issue May – 2017.

- [5] Immovilli, F., Cocconcelli, M., “Experimental Investigation of Shaft Radial Load Effect on Bearing Fault Signatures Detection”, IEEE Trans. Ind. Appl, 53 (2017), 3, pp. 2721-2729
- [6] S. BharathSubramaniam, R. V. M. Deva Harsha, M. Vivek, V. V. V. Durga Prasad “Thermal Analysis of Ceramic Conventional Ball Bearings”, Indian Journal of Science and Technology, Vol 9(35), DOI: 10.17485/ijst/2016/v9i35/94529, September 2016.
- [7] ShaikMujeeburRehman, MulpurSaratBabu “Fatigue, Modal and Transient Analysis on the Tapered-Roller Bearing”, International Journal of Innovative Research in Science, Engineering and Technology”, Vol. 5, Issue 11, November 2016.
- [8] VladislavKrstić, Dragan Milčić “A Thermal Analysis of the Threaded Spindle Bearing Assembly In Numerically Controlled”, factauniversitatis Series: Mechanical Engineering Vol. 16, No 2, 2018, pp. 261 – 272.